




4th International Students Geological Conference



19th - 21st April 2013, Brno
Czech Republic

3rd Circular





INFORMATION

Dear colleagues,

the 4th International Students Geological Conference is getting closer. In this circular we bring you the Conference programme. Furthermore we would like to make your arrival and participation as easy as possible; therefore this circular presents the public transport in Brno, useful maps and presentation requirements for active participants.



ORAL PRESENTATION AND POSTER CONDITIONS

ORAL PRESENTATION

Please bring your presentation in **PowerPoint (ppt)** or **PDF file format**. Other file formats cannot be accepted. Save your presentation on a flash disc and bring it with you. The possibility of testing the functionality of your presentation will be given during the time designated for registration.

Please notice, that we cannot accept using your own laptop for the presentation.

Maximum time for the presentation is 15 minutes including discussion.

The best oral presentations and posters will be evaluated.

POSTER

Please, notice that **only the poster format A0 (841 x 1189 mm) is acceptable**. Do not forget to mention the author's name and contacts on the poster. Material for fixing the posters will be available in every poster area. Each poster stand will be marked by the name of the poster authors.

We ask you to fill in the additional questionnaire about your participation on Friday programme and date of your arrival on the following link:

http://www.sci.muni.cz/isgc/additional_questionnaire.php

ISGC 2013



PROGRAMME

Friday April 19, 2013

10.00 a.m. – 6.00 p.m. Registration
3.00 p.m. – 6.00 p.m. Lectures/workshops

Saturday April 20, 2013

8.00 a.m. – 9.00 a.m. Registration
8.30 a.m. – 9.00 a.m. Official opening of the conference
9.00 a.m. – 12.30 p.m. Scientific sessions, oral presentations

12.30 p.m. – 2.00 p.m. Lunch at the Kometa Pub

2.00 p.m. – 5.00 p.m. Scientific sessions, oral presentations
5.00 p.m. – 6.30 p.m. Poster sessions
8.00 p.m. – :-) Conference party at the Melodka Music Club with evening refreshment (the swedish table)

Sunday April 21, 2013

9.00 a.m. – 6.00 p.m. Field trips

ISGC 2013





LECTURES AND WORKSHOPS

You are welcome to participate in the lectures and the workshop that will take place at the Department of Geological Sciences, Faculty of Science, Masaryk University on Friday, April 19, 2013. The lectures and the workshop will be given at the same time. Therefore your choice among them is necessary.

Please, choose your preferred lecture or workshop by filling the form at the link.

http://www.sci.muni.cz/isgc/additional_questionnaire.php

PROGRAMME

NEOGENE OF THE SOUTH MORAVIA (CZECH REPUBLIC)

Šárka Hladilová, Rostislav Brzobohatý, Nela Doláková

Building 12: AULA, Ground floor, Faculty of Science, Kotlářská 267 / 2

3.00 p.m. – 4.30 p.m.

PRODUCTION OF ZERO-VALENT IRON NANOPARTICLES (nZVI) FOR IN-SITU GROUNDWATER REMEDIATION INCLUDING RECENT FIELD SCALE APPLICATION

Kateřina Jařková

Building 12: AULA, Ground floor, Faculty of Science, Kotlářská 267 / 2

4.45 p.m. – 6.00 p.m.

ACTIVATION ANALYSIS - USEFUL TOOL FOR MULTIELEMENT ANALYSIS IN GEOCHEMICAL AND COSMOCHEMICAL RESEARCH

Jiří Mizera

Building 3, G1 ROOM, Ground floor, Faculty of Science, Kotlářská 267 / 2

3.00 p.m. – 6.00 p.m.

The registration desk will be located in the **BUILDING 12**.

You can **register on Friday April 19, 2013 from 10 a.m. till 6 p.m.** and also on **Saturday April 20, 2013 from 8 a.m. till 10 p.m.** If you plan to come in another time, please inform the organising committee:

isgc2013@gmail.com

ISGC 2013



MAP OF FACULTY

Address: Kotlářská 267/2, 611 37, Brno, Czech Republic

Building 12

- **Registration place: Entrance hall**
- Opening of the Conference: Amphitheatre / AULA
- Oral presentations Session 1: Amphitheatre / AULA
- Poster Session 1: Entrance hall of the Faculty Library
- *Mineralogy, Petrology, Geoarchaeology*

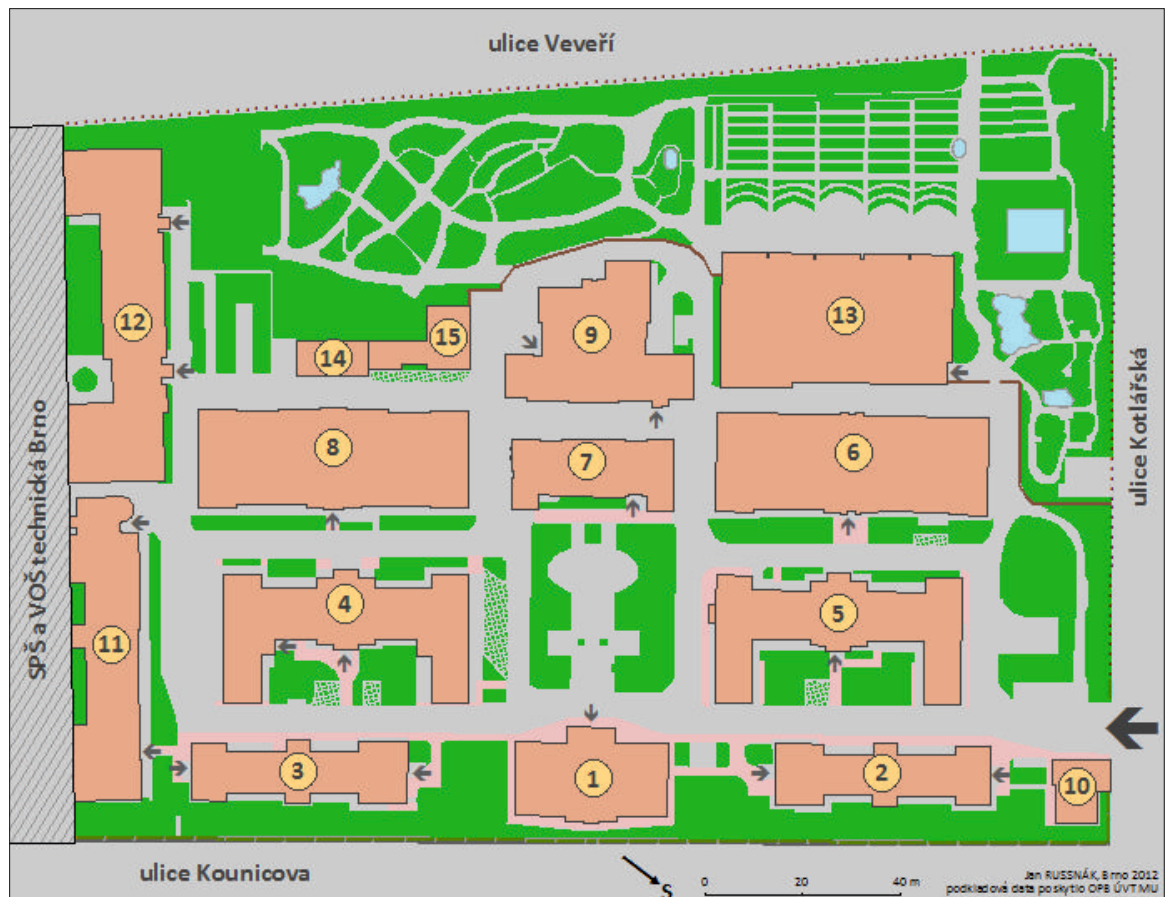
Building 3

- Oral presentations Session 2: G1 room
- Poster Session 2: Gp1 room
- *Economic Geology, Environmental Geology, Geochemistry, Engineering Geology*

Building 11

- Oral presentations Session 3: IBA1 room (2nd floor)
- Poster Session 3: 1st floor corridor
- *Structural Geology, Palaeontology, Quaternary Geology, Sedimentology*

ISGC 2013





FIELD TRIPS

Departure for the Field trips 1 and 2:

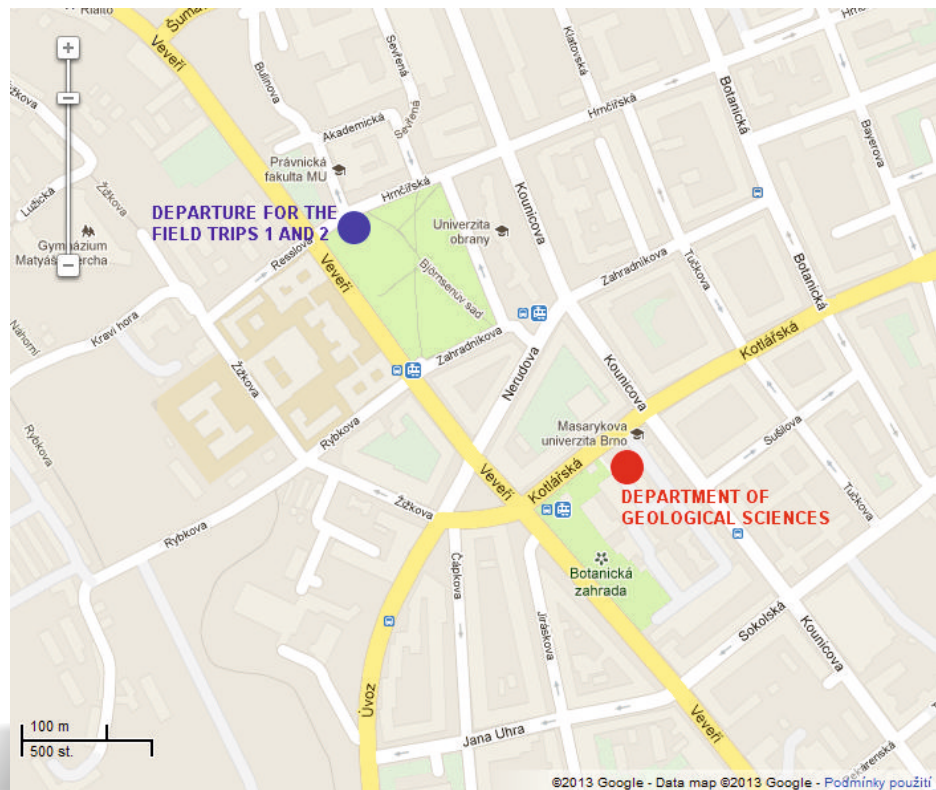
From parking next to the Faculty of Law, Masaryk University. It is about 5 minutes walk from the Department of Geological Sciences. The closest tram station is Rybkova (trams 11 and 3) and Nerudova (tram 12).

Departure for the Field Trip 4 will be at the Department of Geological Sciences.

Departure time: 9 a.m.

Arrival time: up to 6 p.m.

ISGC 2013





ARRIVAL BY CAR

For highways and some bigger roads it is necessary to have a highway sticker which is for sale at the border crossings, petrol stations, post offices and in motor clubs. The price list for highway signs is available here:

<http://www.dalnicni-znamky.com/en/vignette-highway-toll-czech-republic.html>



annual sticker



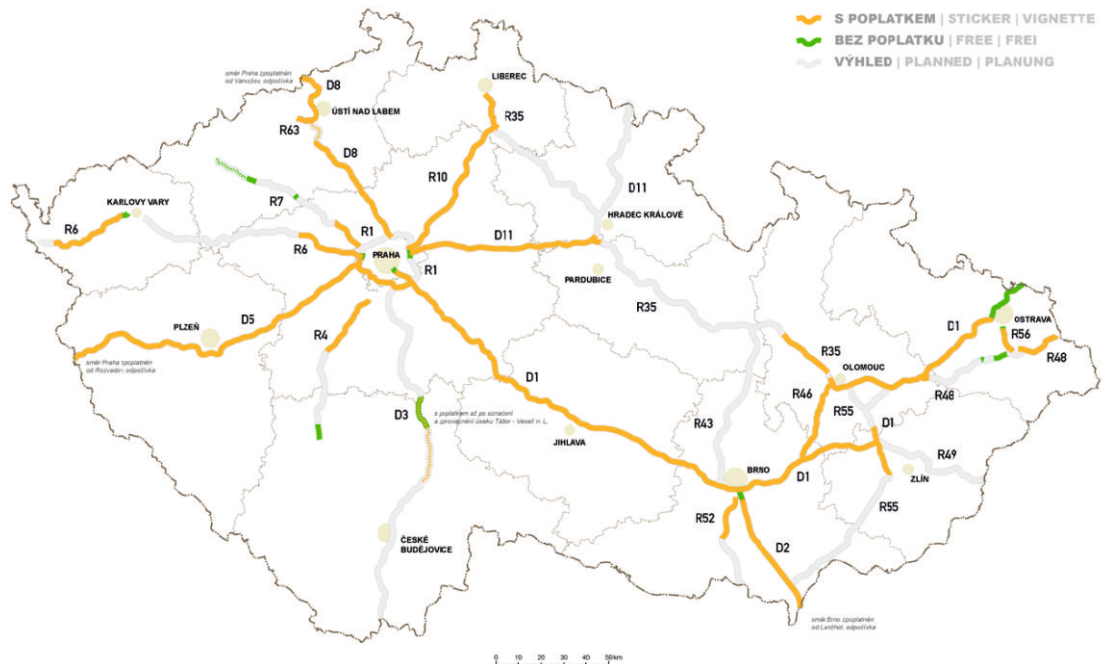
month sticker



10-day sticker

ISGC 2013

Sít zpoplatněných komunikací k 1. 1. 2013



Parts of motorways and expressways with a fee

Parking is available in streets contiguous the Hotel Garni as well as the Hostel Jan Amos Komenský.

Parking in streets close to the Department of Geological Sciences might be difficult, but you may park at the commercial parking close to the Faculty of Law, about 5 minutes walk from the Department of Geological Sciences – please see the map for departure of field trips 1 and 2. We recommend rather to use the public transport during your conference stay.

For more information about how to get to Brno by bus, train or plain please download the second circular.



TRANSPORT INFORMATION

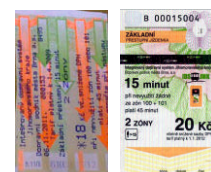
In Brno, you may find several kinds of public transport: tram, trolleybus, and bus. In all vehicles you have to use the public transport tickets. The public transport is punctual and goes according to the timetable which you find on every stop and also on the internet: <http://www.dpmb.cz/default.aspx>

PUBLIC TRANSPORT TICKETS

We recommend you to buy the tickets ahead. You may buy a ticket in the yellow vending machines on bus/tram stops or at the counter in the arrival hall of the main train station – payment in CZK only. The tickets are available usually in every newsagent shop. The ticket must be validated after entering the public transport vehicle – look for yellow box machine beside the entrance door. The luggage dimensions for free transport is 20 x 30 x 50 cm.

Tickets types:

- 2-zones ticket valid for 10 minutes (16 CZK) – single-journey
- 2-zones ticket valid for 15 minutes (20 CZK) – single-journey
- 2-zones ticket valid for 60 minutes (25 CZK) – multiple-journey
- One day ticket for zones 100+101 (Brno city) (90 CZK)



Tickets for the large baggage:

- 2-zones ticket valid for 10 minutes (8 CZK) – single-journey
- 2-zones ticket valid for 15 minutes (10 CZK) – single-journey
- 2-zones ticket valid for 60 minutes (12 CZK) – multiple-journey



HOW TO GET TO THE FACULTY OF SCIENCE

Independently on the way how you arrive to Brno, you have to get to the main public transport junction “Hlavní nádraží” – the main railway station. Then get to the tram No. 12 (direction TECHNOLOGICKÝ PARK) and continue to the “Konečného náměstí” station.

a) Arrival by plane: journey from the Brno-Tuřany Airport to the “Hlavní nádraží” station

Take the bus line No. 76 from 5.30 a.m. till 10.30 p.m. (it departs every 30 minutes). The night bus No. 89 goes from 11 p.m. till 5 a.m. (it departs every 30 or 60 minutes). Go directly to the main railway station (station “Hlavní Nádraží”), it takes 20 minutes in both cases.

b) Arrival by bus: journey from the Main Bus Station “Zvonařka”

Get on the tram No. 12 (direction TECHNOLOGICKÝ PARK) and continue to the “Hlavní nádraží” station; from there continue by the same tram No. 12 to the Department of Geology.

c) Arrival by Student Agency or Eurolines bus: journey to the main railway station “Hlavní nádraží”

It is about 5 minutes walk to the main railway station (“Hlavní nádraží”) from the station of these buses. You should use the underground passage to get to the main junction “Hlavní nádraží”. Then continue the same way by the tram No. 12.



HOW TO GET TO ACCOMODATION

HOSTEL JAN AMOS KOMENSKY, Kohoutova 3-11, Brno

a) From the Faculty of Science, Masaryk University

At the station "Konečného náměstí" get on the trolleybus No. 25 (direction NOVOLÍŠEŇSKÁ), 26 (direction NOVOLÍŠEŇSKÁ) and continue about 7 minutes journey to the station "Merhautova". Then continue by 5 minutes walk according to the attached map.

b) From the "Hlavní nádraží" station

Take the tram No. 12 (direction TECHNOLOGICKÝ PARK), get off at the tram stop "Česká". Change for the tram No. 5 (direction ŠTEFÁNIKOVA ČTVRTĚ) and get off at the terminal station "Štefánikova čtvrť". Please consider that the tram No. 5 goes from the different station than you get off the tram No. 12, you have to go behind the corner of the bookstore and you will see another station. The journey takes about 20 minutes.





HOW TO GET TO ACCOMODATION

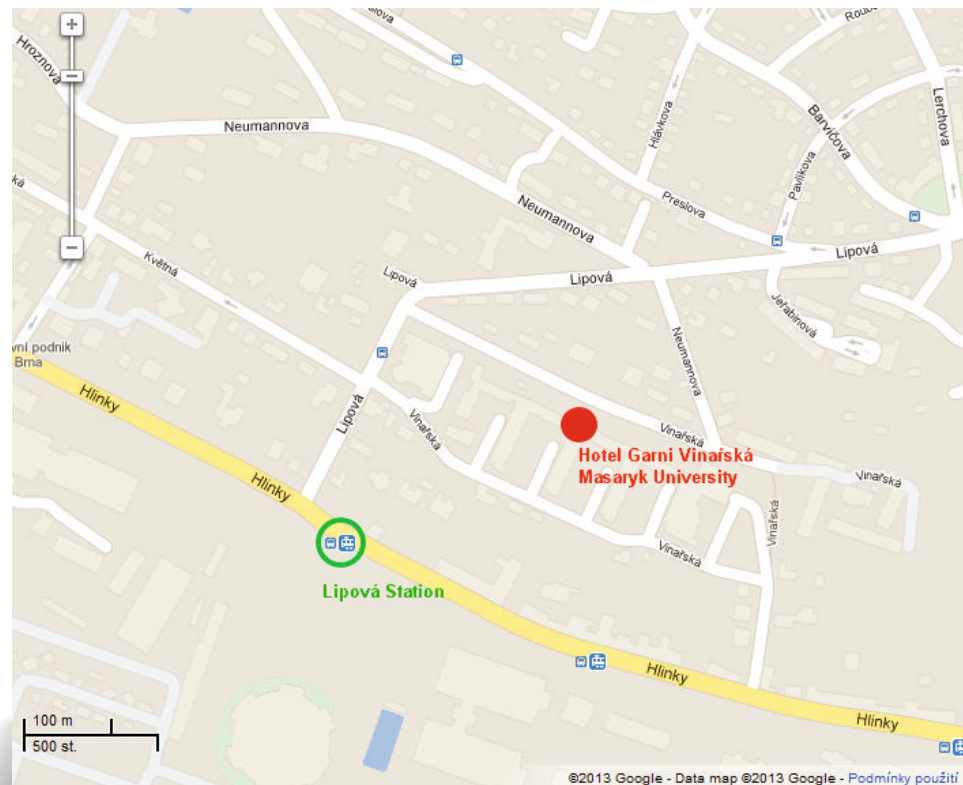
HOTEL GARNI, Vinařská 5, Brno


a) From the Faculty of Science, Masaryk University

At the station “Konečného náměstí” get on the trolleybus No. 25 (direction STARÝ LÍSKOVEC, OSOVÁ), 26 (direction KAMENNÝ VRCH) and continue about 10 minutes journey to the station “Lipová”. Then continue by 5 - 10 minutes walk according to the attached map.

b) From the “Hlavní nádraží” station

At the station “Hlavní nádraží” get on the tram No. 1 (direction BYSTRC), get off at the tram stop “Lipová” (12 minutes travel). Then continue by 5 - 10 minutes walk according to the attached map.





ISGC 2013



SEE YOU IN BRNO
:-)

 <https://www.facebook.com/ISGC13> 

<http://www.sci.muni.cz/isgc/index.php>



www.segweb.org



PARTNER AKCE