

How to operate flow cytometer NL 3000

Basic info


Cytek Northern Lights 3000 is a spectral flow cytometer. Be aware of differences in data obtained by conventional and spectral cytometry. It costs more than **5 mil. CZK** and we pay additional 50,000 CZK for maintenance each year. Be careful operating it!

How to access this cytometer

1. Write an email to the responsible person for the first introduction.
2. Within the following month, practice at least 3x under the supervision of any experienced user.
3. You will receive access to the reservation system.
4. After this, you can use the machine on your own following Never ever and Must do sections.


Never ever

1. Do not ever leave NL3000 on, if you don't know for sure, someone will use it after you.



SIT flag


Additional materials



Must do

1. Book your session and mark it to list beside NL3000.
2. Check sheet fluid and waste tank. Fill/empty it first.
3. Follow Cytek Aurora Quick Reference Guide for start up and shut down of the machine.
4. Check if someone booked measurement after you. If not, turn the machine off in the end. If yes, run a cleaning procedure.
5. Check regularly for any leakage of fluidic system or absence of SIT flushes. Check the SIT flag and move it to correct position.
6. Any emergency or irregularity? Stop working and let us know immediately.

Responsible person and expert users



Reservation system access

